



Shri Dadasaheb Gawai Charitable Trust Amravati  
**TAKSHASHILA MAHAVIDYALAYA AMRAVATI**

Congress Nagar Road, Shyam Nagar Amravati  
NAAC RE - ACCREDITED WITH "B +" GRADE  
Ph. 0721 – 2568269 (O)

(A Buddhist Religious Minority Institution Recognised by Govt. of Maharashtra)

Sr. College Code 0132 Jr. College Code 035 Index No. Jo2.01.029 UDISE No. 27071503509 website

:www.tmv.amt.co.in \* Fax No. 0721 – 2560534

email : takshashilamv1984@gmail.com

Ref No .:-2022-23

**National Assessment and Accreditation Council (NAAC)**  
**Student Satisfaction Survey**  
**Under Criterion II of Teaching – Learning and Evaluation**

**Guidelines for Students**

NAAC (National Assessment and accreditation council) is conducting a Student Satisfaction Survey regarding Teaching – Learning and Evaluation, which will help to upgrade the quality in higher education. A student will have to respond to all the questions given in the following format with her/his sincere effort and thought. Her/his identity will not be revealed.

A) Please confirm this is the first and only time you answer this survey.

a) Yes  b) No

B) Age: C) College Name:

D) Gender: a) Female  b) Male  c) Transgender

E) What degree program are you pursuing now?

a) Bachelor's  b) Master's  c) MPhil   
d) Doctorate  e) Other ( )

F) What subject area are you currently pursuing?

a) Arts  b) Commerce  c) Science   
d) Professional  e) Other: ( )

**Instructions to fill the questionnaire**

- All questions should be compulsorily attempted.
- Each question has five responses, choose the most appropriate one.
- The response to the qualitative question no. 21 is student's opportunity to give suggestions or improvements; she/he can also mention weaknesses of the institute here. (Kindly restrict your response to teaching learning process only)

## Criterion II – Teaching–Learning and Evaluation Student

### Satisfaction Survey on Teaching Learning Process

Following are questions for online student satisfaction survey regarding teaching learning process.

1. How much of the syllabus was covered in the class?
  - 4 – 85 to 100%
  - 3 – 70 to 84%
  - 2 – 55 to 69%
  - 1– 30 to 54%
  - 0 –Below 30%
  
2. How well did the teachers prepare for the classes?
  - 4 –Thoroughly
  - 3 – Satisfactorily
  - 2 – Poorly
  - 1 – Indifferently
  - 0 – Won't teach at all
  
3. How well were the teachers able to communicate?
  - 4 – Always effective
  - 3 – Sometimes effective
  - 2 – Just satisfactorily
  - 1– Generally ineffective
  - 0– Very poor communication
  
4. The teacher's approach to teaching can best be described as
  - 4– Excellent
  - 3 – Very good
  - 2 – Good
  - 1 – Fair
  - 0– Poor

5. Fairness of the internal evaluation process by the teachers.
  - 4 – Always fair
  - 3 – Usually fair
  - 2 – Sometimes unfair
  - 1 – Usually unfair
  - 0– Unfair
  
6. Was your performance in assignments discussed with you?
  - 4 – Every time
  - 3 – Usually
  - 2 – Occasionally/Sometimes
  - 1 – Rarely
  - 0– Never
  
7. The institute takes active interest in promoting internship, student exchange, field visit opportunities for students.
  - 4 – Regularly
  - 3 – Often
  - 2 – Sometimes
  - 1 – Rarely
  - 0– Never
  
8. The teaching and mentoring process in your institution facilitates you in cognitive, social and emotional growth.
  - 4 – Significantly
  - 3 – Very well
  - 2 – Moderately
  - 1 – Marginally
  - 0– Not at all
  
9. The institution provides multiple opportunities to learn and grow.
  - 4 – Strongly agree
  - 3 – Agree
  - 2 – Neutral
  - 1 – Disagree
  - 0– Strongly disagree

10. Teachers inform you about your expected competencies, course outcomes and programme outcomes.

- 4 – Every time
- 3 – Usually
- 2 – Occasionally/Sometimes
- 1 – Rarely
- 0 – Never

11. Your mentor does a necessary follow-up with an assigned task to you.

- 4 – Every time
- 3 – Usually
- 2 – Occasionally/Sometimes
- 1 – Rarely
- 0 – I don't have a mentor

12. The teachers illustrate the concepts through examples and applications.

- 4 – Every time
- 3 – Usually
- 2 – Occasionally/Sometimes
- 1 – Rarely
- 0 – Never

13. The teachers identify your strengths and encourage you with providing right level of challenges.

- 4 – Fully
- 3 – Reasonably
- 2 – Partially
- 1 – Slightly
- 0 – Unable to

14. Teachers are able to identify your weaknesses and help you to overcome them.

- 4 – Every time
- 3 – Usually
- 2 – Occasionally/Sometimes
- 1 – Rarely
- 0 – Never

15. The institution makes effort to engage students in the monitoring, review and continuous quality improvement of the teaching learning process.

4 – Strongly agree

3 – Agree

2 – Neutral

1 – Disagree

0 – Strongly disagree

16. The institute/ teachers use student centric methods, such as experiential learning, participative learning and problem solving methodologies for enhancing learning experiences.

4 – To a great extent

3 – Moderate

2 – Some what

1 – Very little

0 – Not at all

17. Teachers encourage you to participate in extracurricular activities.

4 – Strongly agree

3 – Agree

2 – Neutral

1 – Disagree

0 – Strongly disagree

18. Efforts are made by the institute/ teachers to inculcate soft skills, life skills and employability skills to make you ready for the world of work.

4 – To a great extent

3 – Moderate

2 – Some what

1 – Very little

0 – Not at all

19. What percentage of teachers use ICT tools such as LCD projector, Multimedia, etc. while teaching.

4 – Above 90%

3 – 70 – 89%

2 – 50 – 69%

1 – 30 – 49%

0 – Below 29%

20. The overall quality of teaching-learning process in your institute is very good.4 –Strongly agree  
3 – Agree  
2 – Neutral  
1 – Disagree  
0 – Strongly disagree

21. Give three observation / suggestions to improve the overall teaching – learning experience in your institution.


a)

b)

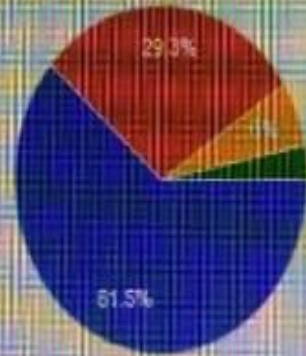
c)

## Section-II

1. How much of the syllabus was covered in the class?


 Copy

283 responses

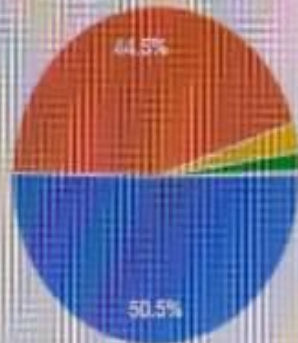


- 4-85 to 100%
- 3-70 to 84%
- 2-55 to 69%
- 1-30 to 54%
- 0-Below 30%

2. How well did the teachers prepare for the classes?

 Copy

293 responses

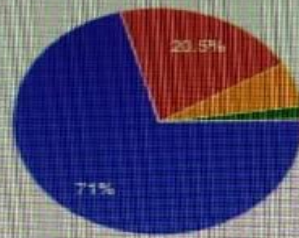


- 4-Thoroughly
- 3-Satisfactorily
- 2-Poorly
- 1-Indifferently
- 0-Won't teach at all

### 3. How well were the teachers able to communicate?

 Copy

283 responses

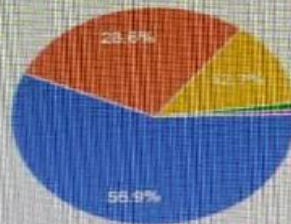


- 4 - Always effective
- 3 - Sometimes effective
- 2 - Just satisfactorily
- 1 - Generally ineffective
- 0 - Very poor communication

### 4. The teacher's approach to teaching can best be described as

 Copy

283 responses

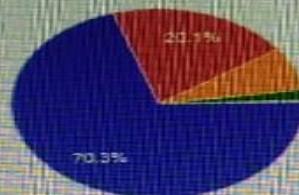


- 4 - Excellent
- 3 - Very good
- 2 - Good
- 1 - Fair
- 0 - Poor

### 5. Fairness of the internal evaluation process by the teachers

 Copy

283 responses

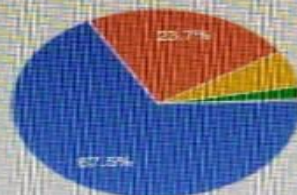


- 4 - Always fair
- 3 - Usually fair
- 2 - Sometimes unfair
- 1 - Usually unfair
- 0 - Unfair

### 6. Was your performance in assignments discussed with you?

 Copy


283 responses



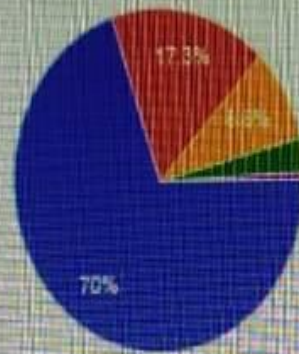
- 4 - Every time
- 3 - Usually
- 2 - Occasionally/Sometimes
- 1 - Rarely
- 0 - Never



7. The institute takes active interest in promoting internship, student exchange, field visit opportunities for students .

 Copy

283 responses

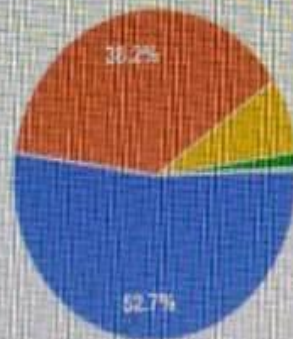


- 4 - Regularly
- 3 - Often
- 2 - Sometimes
- 1 - Rarely
- 0 - Never

8. The teaching and mentoring process in your institution facilitates you in cognitive, social and emotional growth.


 Copy

283 responses

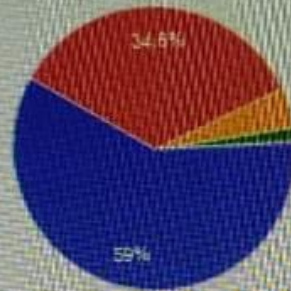


- 4 - Significantly
- 3 - Very well
- 2 - Moderately
- 1 - Marginally
- 0 - Not at all

9. The institution provides multiple opportunities to learn and grow.

 Copy

283 responses



- 4 - Strongly agree
- 3 - Agree
- 2 - Neutral
- 1 - Disagree
- 0 - Strongly disagree

10. Teachers inform you about your expected competencies, course outcomes and programme outcomes.

 Copy

283 responses

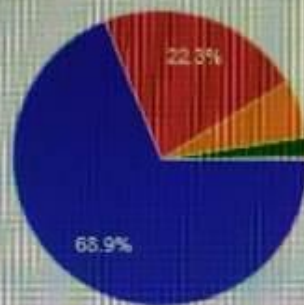


- 4 - Every time
- 3 - Usually
- 2 - Occasionally/Sometimes
- 1 - Rarely
- 0 - Never

13. The teachers identify your strengths and encourage you with providing right level of challenges.


 Copy

283 responses

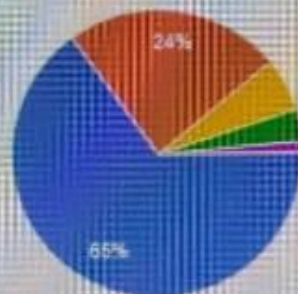


- 4 - Fully
- 3 - Reasonably
- 2 - Partially
- 1 - Slightly
- 0 - Unable to

14. Teachers are able to identify your weaknesses and help you to overcome them.


 Copy

283 responses

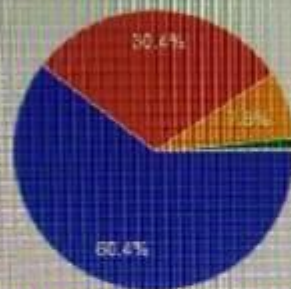


- 4 - Every time
- 3 - Usually
- 2 - Occasionally/Sometimes
- 1 - Rarely
- 0 - Never

15. The institution makes effort to engage students in the monitoring, review and continuous quality improvement of the teaching learning process .



283 responses

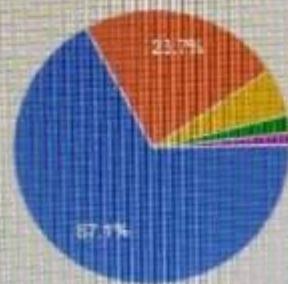


- 4 - Strongly agree
- 3 - Agree
- 2 - Neutral
- 1 - Disagree
- 0 - Strongly disagree

16. The institute/ teachers use student centric methods, such as experiential learning, participative learning and problem solving methodologies for enhancing learning experiences .



283 responses

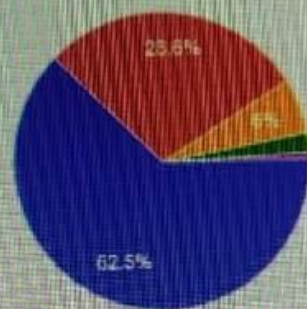


- 4 - To a great extent
- 3 - Moderate
- 2 - Some what
- 1 - Very little
- 0 - Not at all

17. Teachers encourage you to participate in extracurricular activities .

 Copy

283 responses

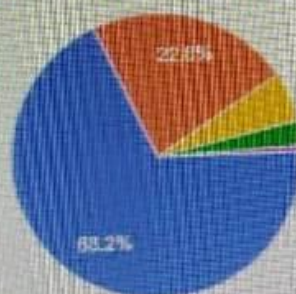


- 4 - Strongly agree
- 3 - Agree
- 2 - Neutral
- 1 - Disagree
- 0 - Strongly disagree

18. Efforts are made by the institute/ teachers to inculcate soft skills, life skills and employ-ability skills to make you ready for the world of work.


 Copy

283 responses




- 4 - To a great extent
- 3 - Moderate
- 2 - Some what
- 1 - Very little
- 0 - Not at all


A) Please confirm this is the first and only time you answer this survey.

 Copy

283 responses



B) Age:

 Copy

283 responses



## ☑ Scores

[Release scores](#)

Email	Score / 0	Score released
gauraymolke02@gmail.com	0	Not released
abhijeetrathod870@gmail.com	0	Not released
vanjanr98@gmail.com	0	Not released
abhaybhuyar@gmail.com	0	Not released
tejaswininak925@gmail.com	0	Not released
bhaleracankesh@gmail.com	0	Not released
anishwahane8@gmail.com	0	Not released
adityadafel2345@gmail.com	0	Not released

### Section-1

A) Please confirm this is the first and only time you answer this survey.

[Copy](#)

283 responses

Takshashila Mahavidyalaya, Amravati

Student Satisfaction Survey Report: 2022-23

The feedback was collected from the students of academic year 2022-23. Out of 2345 admitted students roughly 10% i.e. 283 students participated in the online feedback. Regarding teachers preparedness for the class and preparedness for the class and their communication skills 90% have submitted positive feedback. 40% and 20% respectively have recorded their statement as good. 74% of the students had found internal assessment quite fair and satisfactory. Assignments are collected on time and this has been confirmed by 71% of students. So far as cognitive, social and emotional growth of the students are facilitated in the college only 58% have found quite significant.

The course outcome and program outcome are communicated to them regularly and 69% of students have confirmed this whereas 24.7% of students have said that it is done usually. 78% of the students found that the teachers help the students identify the right level of challenges and suggest ways to overcome them. 60% of students found that the teachers monitor and review the teaching learning process and they have strongly agreed to this view; whereas 28% of them have simply agreed.

67% of the students are of the opinion that teachers view students centric method in order to enhance the learning experience. The college conducts extra-curricular activities round the year. 62.5% of the students have strongly agreed to this view. At the same time 65.2% of them have recorded that the teachers make all possible efforts to inculcate soft skills and other job-ready skills among the students. ICT tools like projectors, multimedia etc. are used rampantly by the teachers but, 56% of students have admitted with this view, whereas 23% have simply agreed and 11% find it only satisfactory. None of the students have come out with any suggestion for further improvement.

\*\*\*\*\*

The feedback result analysis is being communicated to college development committee for its perusal and its consideration.

Recommendations and suggestions of IQAC

CDC has informed to get more class equipped with ICT tools and create multi media enabled classrooms.



**Action Taken Report:** 1. The CDC has approved purchase of new computer system and appropriate softwares.

2. On the instruction of CDC teachers are preparing video lectures on different topic of concerned syllabus and uploading them on LMS. Nearly all the teachers have uploaded video lectures on LMS and Youtube. Hence, it was easily accessed by the students.


3. On the instruction of CDC the following steps have been taken on different fields like academic, sports and culture.

On Academic front video lectures, notes were prepared by the teachers and was uploaded on the class whatapp group and syllabus completion report was submitted to the principal.

On Sports front: Many sports activities were started.

On Culture front: Cultural Events like Youth Festivals and Annual Cultural program were given more importance after post pandemic. After 3 years of postponing these activities students were motivated and took active part.

\*\*\*\*\*



Principal  
Takshashila Mahavidyalay  
Amravati - 444 806